

WALWORTH COUNTY 4-H

Project Guide

2020-2021



Table of Contents

Animal & Vet Sciences	3-5
Arts, Crafts, & Theatre Arts	9-10
Child & Family Development	15
Clothing	14
Cloverbuds	9
Communications	15
Computer Science	11
Consumer Education	15
Electricity	11
Exploring	9
Flowers, Houseplants, & Home Grounds	5-6
Foods Preservation/Foods & Nutrition	13
Home Environment	14
International, Health, & Citizenship	16-17
Knitting & Crocheting	14
Mechanical Sciences	12-13
Natural Science	6-9
Plant & Soil Sciences	5
Photography	11
Self-Determined/Youth Leadership	16
Shooting Sports	8-9
Woodworking	11
4-H Online 2.0 Family Enrollment Guide	18 - 32

LET'S GET STARTED!

Welcome to the 2020-2021 4-H program year! We hope this will be a fantastic year of learning and fun for your family. One of the most unique things about 4-H is that it allows members to develop expertise in areas of study that interest them. Then, it provides them with a variety of opportunities to pass their knowledge on to other kids!

What will you become an expert in?

Make a list of the things you would like to do or learn more about. Talk over your list with your parents, leaders and friends. They may recognize some special things you are good at that you do not realize you do well, and that may influence what you will choose.

- Compare your list with the projects described in this guide. Ask yourself if you have the equipment, money and time to do the projects that sound interesting.
- Finally, consider who will help you learn and grow in your project. This might be a club project leader, countywide 4-H project committees, a friend, or a relative. If you need help finding a leader, please contact the Extension Office and we will assist you with locating possible leaders for the project/s that most interest you!

Enrolling in 4-H is a Two-Step Process:

Enrolling in 4-H requires two things: 1) paying your individual 4-H program fees to your club and 2) enrolling as a member in 4-H Online. Both of these things must occur **by December 1 for re-enrolling members** (who were members of 4-H last year) and **by May 1 for new enrollees**. Check with your local club leader to find out how much the program fees are for your club. County enrollment fees are \$12 annually for members in grades 3-13 and \$6 for Cloverbuds (grades K-2). However, some clubs have additional fees to offset club expenses or cover known annual expenses. The sooner new members enroll, the sooner they will start receiving project-specific emails and information.

Literature:

When you enroll in 4-H projects, you may wish to purchase the corresponding project literature if any is available. The literature provides activities and research-based information that can guide your learning. If you wish to order note where it can be purchased, it is listed directly under the project description in this guide. Then, refer to page 17 for the link and contact information for that literature provider (e.g. Shop 4-H).

Re-Enrolling in 4-H:

If you were a Walworth County 4-H member/leader in 2019-2020, you are a re-enrolling 4-H member/leader this year. This means that you will need to sign into your existing account and update your 4-H Online account information, choose your 4-H club and projects. Your years in 4-H and school grade level will automatically increase a year, and you can focus on tweaking your address, email, phone number, health info, etc. if anything changes. If you are re-enrolling, you must sign up for at least one project **no later than December 1** in order to be eligible to show in the Junior Department at our 2021 Walworth County Fair. You will have until May 1 to add and drop projects. After May 1, you will be able to view your 4-H Online account info, but you will no longer be able to modify it. To re-enroll, follow the directions in the 4-H Online 2.0 Family Enrollment Guide starting on page 19, in this packet.

Enrolling as a new member or leader:

For new family enrollment, you will need to access the website: <http://wi.4honline.com> and follow the directions in the 4-H Online 2.0 Family Enrollment Guide starting on page 20, in this packet. 4HOnline is easy to use and will give your family the opportunity to review and update your information as needed. Your account will be available for viewing 24-7 year round. You may enroll members of your family in 4-H using this system anytime **between October 1 and May 1**. (This time frame is the required enrollment period in order for members to be eligible to participate in the 2021 Walworth County Fair Junior Department.) After May 1, new families are welcome to enroll, but will not be eligible to show at the Walworth County fair. To enroll after May 1, contact the Extension office at 262-741-4954 for help. Be aware that some animal projects have ownership deadlines for various animals that may be significantly earlier than May 1.

Questions? Call the UW-Extension office at 262-741-4954. We will be glad to help!

Animal & Vet Science

Beef *

Learn how to distinguish between different breeds, identify parts of a beef animal, halter break and show, fit and judging of beef cattle, and recognize and raise a healthy beef animal.

Literature for:

Beef 1 Grades 3-5: Shop 4-H: *Bite into Beef* (08143)

Beef 2 Grades 6-8: Shop 4-H: *Here's the Beef* (08144)

Beef 3 Grades 9 & Up: Shop 4-H: *Leading the Charge* (08145)

Cats

Learn to select a cat, identify cat breeds, feed ingredients, behavior and parasites. Explore and select a cat for judging and learn cat senses and sounds.

Literature for:

Cats 1 Grades 3-5: Shop 4-H: *Purr-fect Pals* (08148)

Cats 2 Grades 6-8: Shop 4-H: *Climbing Up!* (08149)

Cats 3 Grades 9 & Up: Shop 4-H: *Leaping Forward* (08150)

Dairy *

Identify dairy breeds and parts of the dairy cow. Learn about housing, feed and care of the dairy animals.

Literature for:

Dairy 1 Grades 3-5: Shop 4-H: *Cowabunga* (08161)

Dairy 2 Grades 6-8: Shop 4-H: *Moving Ahead* (08162)

Dairy 3 Grades 9 & Up: Shop 4-H: *Rising to the Top* (08163)

Dairy Goat *

Select, manage and fit goats to show. Learn responsible goat ownership, reproduction, milking, showing, and judging skills.

Literature for:

Dairy Goat 1 Grades 3-5: Shop 4-H: *Getting Your Goat* (08352)

Dairy Goat 2 Grades 6-8: Shop 4-H: *Stepping Out* (08353)

Dairy Goat 3 Grades 9 & Up: Shop 4-H: *Showing the Way* (08354)

Dogs *

Learn skills for dog care, dog breeds, health, breeding, judging, show ring etiquette, and training.

Literature for:

Dogs 1 Grades 3-5: Shop 4-H: *Wiggles & Wags* (08166)

Dogs 2 Grades 6-8: Shop 4-H: *Canine Connections* (08167)

Dogs 3 Grades 9 & Up: Shop 4-H: *Leading the Pack* (08168)

Horse *

Explore horse behavior, terms, breeds, body parts, grooming, saddling, bridling, and horse safety. Learn how to care for a horse and train for showing.

Literature for:

Horse 1 Grades 3-5: Shop 4-H: *Giddy Up & Go* (01518Y), *Horses & Horsemanship & Horse Science* (C0203)

Horse 2 Grades 6-8: Shop 4-H: *Head, Heart, & Hooves* (01519Y)

Horse 3 Grades 9 & Up: Shop 4-H: *Stable Relationships* (01520Y)

Horse 4 Grades 3-7: Shop 4-H: *Riding the Range* (01521Y)

Horse 5 Grades 8 & Up: Shop 4-H: *Jumping to New Heights* (01522Y)

Horseless Horse *

This project is for members who do not own a horse and are not the primary caregiver of a horse. Members will participate in programs where they will have contact with a horse and learn all the things that the horse project learns.

Literature for:

Horseless Horse 1 Grades 3-5: Shop 4-H: *Giddy Up & Go (01518Y)*

Horseless Horse 2 Grades 6-8: Shop 4-H: *Head, Heart, & Hooves (01519Y)*

Horseless Horse 3 Grades 9 & Up: Shop 4-H: *Stable Relationships (01520Y)*

Horse Model

This is a great project for any youth who may not own or be able to show live horses or would like to learn more about their horse.

Grades: All

Meat Goat *

Select, manage and fit goats to show. Learn responsible goat ownership, reproduction, showing and judging skills.

Literature for:

Meat Goat 1 Grades 3-5: Shop 4-H: *Just Browsing (07909)*

Meat Goat 2 Grades 6-8: Shop 4-H: *Get Growing with Meat Goats (07910)*

Meat Goat 3 Grades 9 & Up: Shop 4-H: *Meating the Future (07911)*

Pets (includes Cavies) *

Explore your pet or select a pet that is right for you. Learn how to care for, show, provide a safe environment, design a place for it to live, and teach others about your pet.

Literature for:

Pets 1 Grades 3-5: Shop 4-H: *Pet Pals (06359)*

Pets 2 Grades 6-8: Shop 4-H: *Scurrying Ahead (06360)*

Pets 3 Grades 9 & Up: Shop 4-H: *Scaling the Heights (06361)*

Poultry *

Learn to identify poultry, parts of the bird, and parts of the egg. Learn how to select and handle poultry, and how to fit and show.

Literature for:

Poultry 1 Grades 3-5: Shop 4-H: *Scratching the Surface (06363)*

Poultry 2 Grades 6-8: Shop 4-H: *Testing Your Wings (06364)*

Poultry 3 Grades 9 & Up: Shop 4-H: *Flocking Together (06365)*

Rabbits *

Learn how to identify, select, show, handle, feed, care for, detect diseases, and breeding of rabbits.

Literature for:

Rabbits 1 Grades 3-5: Shop 4-H: *What's Happening? (08080)*

Rabbits 2 Grades 6-8: Shop 4-H: *Making Tracks (08081)*

Rabbits 3 Grades 9 & Up: Shop 4-H: *All Ears (08082)*

Sheep *

Explore sheep breeds, body parts, behavior, health, showing, caring for and reproduction.

Literature for:

Sheep 1 Grades 3-5: Shop 4-H: *Lambs, Rams, & You (06367)*

Sheep 2 Grades 6-8: Shop 4-H: *Shear Delight (06368)*

Sheep 3 Grades 9 & Up: Shop 4-H: *Leading the Flock (06369)*

Swine *

Explore swine breeds, body parts, behavior, health, showing, caring for and reproduction.

Literature for:

Swine 1 Grades 3-5: Shop 4-H: *The Incredible Pig (08065)*

Swine 2 Grades 6-8: Shop 4-H: *Putting the Oink in the Pig (08066)*

Swine 3 Grades 9 & Up: Shop 4-H: *Going Whole Hog (08067)*

Veterinary Science

Explore sanitation measures, body organs and tissue and how they are affected by various diseases; characteristics of normal healthy animals, and record keeping of animals.

Literature for:

Veterinary Science 1 Grades 3-5: Shop 4-H: *From Airedales to Zebras (08048)*

Veterinary Science 2 Grades 6-8: Shop 4-H: *All Systems Go (08049)*

Veterinary Science 3 Grades 9 & Up: Shop 4-H: *On the Cutting Edge (08050)*

Plant & Soil Sciences



Find Youth Exhibit Building class options for these projects in Department 114 of your Walworth Co. Fair Book

Crops

In this project, you will learn about the kinds of crops; and how to grow, care for, establish and manage.

Grades All

Fruits

Learn and explore the many different types of fruit; and how to select the best cultivar for the home garden.

Literature for:

Fruit 1 – Apples & Berries All Grades: The Learning Store: *Growing Strawberries in WI (A1597); Growing Raspberries in WI (A1610); Growing Currants, Gooseberries, & Elderberries in WI (A1960)*

Fruit 2 – Grapes & Pears All Grades: The Learning Store: *Growing Grapes in WI (A1656); Growing Pears in WI (A2072)*

Grades All

Vegetables

In this project, learn to identify plant parts and functions, explore germination and start a plant from a cutting, container growing, plan and plant an outdoor garden, and prepare vegetables for show.

Literature for:

Vegetables 1 Grades 3-5: Shop 4-H: *Gardening: See Them Sprout (4H1037)*

Vegetables 2 Grades 6-8: Shop 4-H: *Gardening: Let's Get Growing (4H1038)*

Vegetables 3 Grades 9 & Up: Shop 4-H: *Gardening: Take Your Pick (4H1039)*

Flowers, House Plants & Home Grounds

Find Youth Exhibit Building class options for these projects in Department 115 of your Walworth Co. Fair Book

Flowers

Members identify flower parts and functions, plant flowers, learn to make flower arrangements, and prepare a flower exhibit.

Literature for:

Flowers 1 Grades 3-5: Shop 4-H: *Gardening: See Them Sprout (4H1037); The Learning Store:* *Forcing Spring Flowering Bulbs (4H1301A); Evaluating & Judging Flowers & Indoor Plants (A2935)*

Flowers 2 Grades 6-8: Shop 4-H: *Gardening: Let's Get Growing (4H1038)*

Flowers 3 Grades 9 & Up: Shop 4-H: *Gardening: Take Your Pick (4H1039)*

Home Grounds

Explore making a landscape plan, compare fertilizers, planting new trees and shrubs, and pest management skills.

Literature for:

Home Grounds 1 Grades 3-5: The Learning Store: *4-H Lawn Care (4H321)*

Home Grounds 2 Grades 6-8: The Learning Store: *Selecting, Planting, & Caring for Shade Trees (A3067)*

Home Grounds 3 Grades 9 & Up: The Learning Store: *Planning & Designing Your Home Landscape (G1923)*

Houseplants

Members identify plant parts, grow plants from cuttings, and prepare houseplants for exhibit.

Literature for:

House Plants 1 Grades 3-5: Shop 4-H: Gardening: See Them Sprout (4H1037); UW-Extension: Propagating & Growing Houseplants (4H328)

House Plants 2 Grades 6-8: Shop 4-H: Gardening: Let's Get Growing (4H1038)

House Plants 3 Grades 9 & Up: Shop 4-H: Gardening: Take Your Pick (4H1039)

Plant Crafts

This project covers harvesting, drying, and using plant materials to make dry arrangements, collages and potpourri, and other crafts.
Grades All

Natural Science



Find Youth Exhibit Building class options for these projects in Department 116 of your Walworth Co. Fair Book

Adventures

Learn how to camp safely in all weather conditions, navigate camping equipment and clothing, prep a meal, and basic first aid.
Grades All

Backpacking & Hiking

Learn how to camp safely, plan a camping trip, select/pack gear, prepare a first aid kit, use a compass, and prepare for bad weather.

Literature for:

Backpacking & Hiking 1 Grades 3-5: Shop 4-H: Hiking Trails (08043)

Backpacking & Hiking 2 Grades 6-8: Shop 4-H: Camping Adventures (08044)

Backpacking & Hiking 3 Grades 9 & Up: Shop 4-H: Backpacking Expeditions (08045)

Bees

In this self-directed project, members can explore the world of beekeeping and producing honey.
Grades All

Bicycling—Environ Ed

Learn how and where to bicycle safely, explore trails, build a bike repair kit and know how to use it, and plan a bike trip.
Grades All

Birds

In this self-directed project, learn about birds in your area, identification, environment, migration, and Wisconsin game bird laws.
Grades All

Canoeing

Learn how and where to safely canoe, how to select and maintain equipment, and plan a canoeing trip.
Grades All

Entomology

Learn everything you ever wanted to know about bugs!

Literature for:

Entomology 1 Grades 3-5: Shop 4-H: Level 1 (08440)

Entomology 2 Grades 6-8: Shop 4-H: Level 2 (08441)

Entomology 3 Grades 9 & Up: Shop 4-H: Level 3 (08442)

Exploring Your Environment

You can explore the four elements of life, use your senses to explore, connect, and learn about the environment.

Literature for:

Exploring Your Environment 1 Grades 5-7: Shop 4-H: *Earth's Capacity* (08411)

Exploring Your Environment 2 Grades 8-10: No Literature Available

Exploring Your Environment 3 Grades 11 & Up: Shop 4-H: *Ecosystem Services* (08410)

Fishing

Learn about fishing gear, types of fish in your area, casting, organize a tackle box, tying fishing knots, and cooking your catch!

Literature for:

Fishing 1 Grades 3-5: Shop 4-H: *Take the Bait* (07598)

Fishing 2 Grades 6-8: Shop 4-H: *Reel In the Fun* (07599)

Fishing 3 Grades 9 & Up: Shop 4-H: *Cast Into the Future* (07600)

Forestry

Learn to identify trees and leaves, parts of the root system, what you can make from a tree, and create a collection of leaves.

Literature for:

Forestry 1 Grades 3-5: Shop 4-H: *Follow the Path* (08038)

Forestry 2 Grades 6-8: Shop 4-H: *Reach for the Canopy* (08039)

Forestry Science 3 Grades 9 & Up: Shop 4-H: *Explore the Deep Woods* (08040)

Geocaching

Do you Love to treasure hunt? In this self-directed project, members can explore the adventurous world of geocaching (with a responsible adult) using the device of their choice.

Grades All

Geology

In this self-directed project, you can learn about various rocks and minerals; conduct hardness and streak tests; make a rock collection; explore plate tectonics and soil formation; learn how earthquakes occur; what fossils can tell you; and more.

Grades All

Literature for: Shop 4-H: *Introduction to the Study of the Earth* (01706Y)

Geospatial

Begin discovering ways of thinking about geographic positions. You will learn about navigational tools such as GIS, GPS, and compasses; and to measure distances.

Grades 4-12

Maple Syrup

Members will learn about the areas of production and which trees produce sugar water for making maple syrup. Members will also learn about the process of tapping trees, gathering sap and techniques for making maple syrup.

Grades All

Wind Energy

In this project, members will learn how wind energy is collected, benefits of wind power as an energy source, how wind energy compares to other energy sources, and more!

Grades All

Literature for: Shop 4-H: *The Power of Wind Activity Youth Guide* (08383)

Recycling

Learn how recycling centers and landfills work. Compare renewable and non-renewable resources. Make a product from recycled materials. Show how to recycle and explain why it is important. Turn trash into cash. The possibilities are endless.

Grades All

Water

In this project, you will identify water conservation and pollution issues. You can also select a local issue to focus on, and develop and implement a plan to address it.

Grades All

Wildflowers

Learn how to identify wildflowers, where they grow, their life cycles, what they eat, and who eats them.

Grades All

Wildlife

In this self-directed project, you can explore native wildlife, animal defense strategies, wildlife reproduction and young, endangered species, and winged mammals.

Grades All

Literature for: The Learning Store: *WI Endangered & Threatened Species (PUBLER001)*

Shop 4-H: Wildlife Science Digital Download Level 1 (4H1044DD), Wildlife Science Digital Download Level 2 (4H1046DD), Wildlife Science Digital Download Level 3 (4H1048DD)

Shooting Sports



Find Youth Exhibit Building class options for these projects in Department 116 of your Walworth Co. Fair Book

Air Pistol ✱

Members of this project will learn about different types of air pistols and safety rules. They will also develop marksmanship and learn shooting procedures.

Grades All

Air Rifle ✱

Members of this project will learn about different types of air rifles, safety rules, and range commands. They will also develop marksmanship, and learn various shooting positions used in competition.

Grades All

Archery ✱

This project covers the fundamentals of archery marksmanship and safety; making archery equipment, shooting form, shooting with sights and compound bows, and target games.

Grades All

Literature: Ohio State: *Archery Member Record Book (751)*

Hunting ✱

This project is an introduction to the history, philosophy and laws of hunting. Members can explore more about hunting to plan and prepare for a safe hunt.

Grades All

Muzzle loading ✱

In this project, members will explore muzzle-loading history; study different muzzle loading guns and accessories; learn how to clean a muzzleloader, and explore safety issues. Only youth who are 12 years and older can shoot powder-burning guns.

Ages 12 & up

Literature: Ohio State: *Muzzleloader Member Record Book (755)*

Pistol (small-bore .22) ✱

In this project, members will explore the history of pistols; learn basic safety rules and range commands; and develop marksmanship and shooting procedures. Only youth who are 12 years and older can shoot powder-burning guns.

Ages 12 & up

Literature: Ohio State: *Pistol Member Record Book (753)*

Rifle *

Members of this project will explore rifle history. They will learn to sight-in their rifles and score targets. They will learn various shooting positions used in competition, as well as safe handling procedures and range rules.

Only youth who are 12 years and older can shoot powder-burning guns.

Ages 12 & up

Literature: Ohio State: *Rifle Member Record Book* (750)

Shotgun *

This project covers basic safety issues with shotgun handling; shooting fundamentals; and the proper way to carry a shotgun.

Only youth who are 12 years and older can shoot powder-burning guns.

Ages 12 & up

Literature: Ohio State: *Shotgun Member Record Book* (752)



Exploring

Find Youth Exhibit Building class options for this project in Department 117 of your Walworth Co. Fair Book

The Exploring Project is an experience of discovery for first year 4-H members who are in grade 3. Exploring members sample a wide variety of projects offered in 4-H. .

Grade: 3, first year 4-H members only

Literature: Shop 4-H: *Exploring the Treasures of 4-H* (08171)

Cloverbuds



Find Youth Exhibit Building class options for this project in Department 117 of your Walworth Co. Fair Book

The Cloverbud Project is an educational program for youth in kindergarten, first and second grade, focused on building self-confidence and creativity. It is an opportunity for youth to discover 4-H through experiences in animal sciences, communication and visual arts, home economics, mechanical sciences, environmental education, personal growth and much, much more.

Grades: K-2

Arts & Crafts (Including Performing Arts)



Find Youth Exhibit Building class options for this project in Department 118 of your Walworth Co. Fair Book

Block Printing

Learn to use purchased and homemade blocks. Then, print your designs on a variety of materials to create unique clothing items, wall hangings, storage containers, decorations for your home, and more!

Grades: 5-12

Literature: UW-Extension: *Block Printing Member Guide* (4H156)

Ceramics

In this self-directed project, you can learn how to choose preformed greenware or sculpt an original design. In addition, you can learn about painting a ceramic project, applying a decal and firing.

Grades All

Drawing & Painting

Topics include drawing with pencil, chalk, crayon, marker, ink, oil pastels, and charcoal, as well as painting with watercolor, tempera, oil, acrylic, and spray paints. You can even explore mixed media, scratchboard, and computer-generated creations.

Grades All

Literature: UW-Extension: *Drawing & Painting* (4H169); Shop 4-H: *Advanced Visual Arts: Sketchbook Crossroads* (08140) *Advanced Visual Arts: Portfolio Pathways* (08141)

Folk Arts

This project allows you to explore traditional folk arts such as pysanki (decorating eggs), macramé, candle making, basketry, needlepoint, quilling, felting, weaving, soap making, and more. You can also research traditional art from from specific regions of the world such as European Folk Arts, Asian Arts, etc.

Grades: 5-12

Latino Cultural Arts

This project will help you understand the Latino culture by exploring traditional art, instruments, jewelry, weavings, murals, foods, and stories.

Grades All

Leathercraft

This project focuses on the characteristics and use of leather, use of the tools and equipment, making patterns, original designs, and leathercraft techniques. Develop skill as you design a variety of leather items.

Grades All

Music

Listen to, perform, and/or compose various types of music; teach others; make instruments; explore different ways to participate in music; consider the influences of music on people of various ages and cultures; and gain a greater appreciation of music.

Grades All

Scrapbooking

Explore the fastest growing hobby. Record your memories through photos, writing, and memorabilia. Supplies, cropping your photos, page design and much more. This is a self-directed project.

Grades All

Sculptures (Sculpty Clay)

Combine your imagination and a variety of mediums (clay, wire, wood, paper, and more) to create sculptures in this self-directed project.

Grades All

Stencil Painting

Learn how to use precut stencils as well as how to design and cut stencils from different materials. You will then be able to print these designs on a variety of materials, creating your own original designs for clothing, wall hangings, storage containers, and more!

Grades All

Theatre Arts

Learn about types of puppets and make a puppet of your own. Expand your theater arts skills by creating an original script for a one or two-act play. Create video recordings of short performances, mock auditions, and puppet performances, and much more.

Literature for:

Theatre Arts 1 Grades 3-5: Shop 4-H: Beginner (08445)

Theatre Arts 2 Grades 6-8: Shop 4-H: Intermediate (08446)

Theatre Arts 3 Grades 9 & Up: Shop 4-H: Advanced (08447)

Photography

Find Youth Exhibit Building class options for this project in Department 120 of your Walworth Co. Fair Book

Photography

Explore the camera and learn to use it properly. Learn the basics of lighting and composition. Learn the use of different light sources. Take pictures of landscapes or seascapes, sunsets, scenery, buildings, animals, people, nature, vacations, holidays, special occasions, and pictures of the same subjects from multiple views.

Literature for:

Photography 1 Grades 3-5: Shop 4-H: *Photography Basics* (01902Y)

Photography 2 Grades 6-8: Shop 4-H: *Next Level Photography* (01903Y)

Photography 3 Grades 9 & Up: Shop 4-H: *Mastering Photography* (01904)



Videography

In this project, learn storytelling, editing, planning, lighting, camera handling, making titles, recording sound, as well as showing and reviewing your production. Create a PSA, promotional video or PowerPoint, an animated video, a music video, or a documentary.

Grades: 6-12

Literature: UW-Extension: *Action! Making Videos & Movies* (IS401)

Computer Science

Find Youth Exhibit Building class options for this project in Department 121 of your Walworth Co. Fair Book

Computers

You can explore how computers work and learn about various programs and their features. In addition, you can visit the project's interactive website.

Literature for:

Computer Science 1 Grades 3-5: Shop 4-H: *Level 1: Fundamentals* (01606Y)

Computer Science 2 Grades 6-8: Shop 4-H: *Level 2: Explorations* (01801Y)

Computer Science 3 Grades 9 & Up: Shop 4-H: *Level 3: Recursion* (01802Y)

Woodworking

Find Youth Exhibit Building class options for this project in Department 122 of your Walworth Co. Fair Book

Woodworking

Learn how to use various hand tools (hammer, saw, etc.), how to identify types of nails and wood, and how to sand and paint a piece of wood. You will also learn woodworking safety practices. Create articles useful for the farm, home workshop, outdoors, storage, home use, as a toy or homemade game from a creative design from kit creation, etc. Create any number of articles as in the projects above, or develop skills in refinishing or repairing a piece that is already made.

Literature for:

Woodworking 1 Grades 3-5: Shop 4-H: *Measuring Up* (06875)

Woodworking 2 Grades 6-8: Shop 4-H: *Making the Cut* (06876)

Woodworking 3 Grades 9 & Up: Shop 4-H: *Nailing It Together* (06877)

Electricity

Find Youth Exhibit Building class options for this project in Department 123 of your Walworth Co. Fair Book

Electricity

In this project, you will come to understand how to use electricity. You will identify electrical materials; wire a simple circuit or switch; create an electromagnet, galvanometer, or electric motor; and more.

Literature for:

Electricity 1 Grades 3-5: Shop 4-H: *Magic of Electricity* (06848)

Electricity 2 Grades 6-8: Shop 4-H: *Investigating Electricity* (06849)

Electricity 3 Grades 9 & Up: Shop 4-H: *Wired for Power* (06850)

Mechanical Sciences

Find Youth Exhibit Building class options for this project in Department 124 of your Walworth Co. Fair Book

Aerospace

This project guides members in building rockets, learn to read maps, discover how weather affects flying, and build, exhibit and launch rockets. Members will also have the opportunity to participate in county practices and county contests.

Literature for:

Aerospace 2 Grades 3-5: Shop 4-H: *Lift Off (06843)*

Aerospace 3 Grades 6-8: Shop 4-H: *Reaching New Heights (06844)*

Aerospace 4 Grades 9 & Up: Shop 4-H: *Pilot in Command (06845)*

Bicycle

Members will learn the essentials for getting started safely; explore bicycling as a lifelong activity; and learn safety, road rules, and tips for planning a pleasant ride. Compare types of bikes, learn about bike parts, study traffic signs and learn basic maintenance.

Literature for:

Bicycle 1 Grades 3-5: Shop 4-H: *Bicycling for Fun (08334)*

Bicycle 2 Grades 6 & up: Shop 4-H: *Wheels in Motion (08335)*

Legos

In this self-directed project, you can use construction materials such as K-nex and Legos to creatively design and build structures and vehicles that are both original and kit-generated. Create mechanical items, as well as non-mechanical ones.

Grades All

Model Railroading

Members of this project will work to create a 2' X 4' or 2' X 6' static train display with scenery following NMRA guidelines. Members can also make a poster, display, or illustration to display some aspect of model railroading interests.

Grades All

Remote Controlled Cars

Members will be able to show off their driving skills with their remote controlled, 1/10th scale and battery operated R/C car. Members can also create a poster, display, or illustration focused on an aspect of R/C cars. Members will also have the opportunity to participate in county practices and county contests.

Grades All

Robotics

Members of this project will explore and learn about robots arms, form, function, and design; and they will build robot models from everyday items. Members can also use kits, such as Lego Mindstorms, to work on programming and design.

Literature for:

Robotics 1 Grades 3-5: Shop 4-H: *Junk Drawer Robotics Level 1: Give Robots a Hand (08431)*, 4-H Robotics Youth Notebook (08435)

Robotics 2 Grades 6-8: Shop 4-H: *Junk Drawer Robotics Level 2: Robots on the Move (08432)*, 4-H Robotics Youth Notebook (08435)

Robotics 3 Grades 9 & Up: Shop 4-H: *Junk Drawer Robotics Level 3: Mechanotronics (08433)*, 4-H Robotics Youth Notebook (08435)

Scale Models

Learn how to assemble and create scale models of trains, trucks, cars, ships, motorcycles, submarines and tanks. This project describes how to obtain the materials you need, paint your model, display your model, and learn to evaluate it.

Grades All

Small Engines

Explore engine parts, engine repair techniques, maintenance tools, spark plugs, proper methods for disposal of used oil, and safety measures. You will also explore the internal combustion system of engines, internal engine parts, and engine seasoning procedures, horsepower and size of engines, and lawn mower safety techniques and procedures. Members will also learn to tear down and rebuild an engine; learn to use diagnostic tools; and research regulations.

Literature for:

Small Engines 1 Grades 3-5: Shop 4-H: *Crank it Up!* (08186)

Small Engines 2 Grades 6-8: Shop 4-H: *Warm It Up!* (08187)

Small Engines 3 Grades 9 & Up: Shop 4-H: *Tune It Up!* (08188)

Tractors

Members will learn about tractor safety, care and maintenance, what makes the tractor a valuable piece of farm machinery, and more. Members will explore cause and prevention of rollovers, how air cleaners work, how the engine cooling system works, proper techniques for battery and oil disposal, and more.

Literature for:

Tractors 1 Grades 3-5: Perdue University: *Starting Up: Getting to Know Your Tractor* (4H961)

Tractors 2 Grades 5-6: Perdue University: *Tractor Operations: Gearing Up for Safety* (4H962)

Tractors 3 Grades 7-9: Perdue University: *Tractor Operations: Learning About Your Tractor & Farm Machinery* (4H963)

Tractors 4 Grades 10 & up: Perdue University: *Tractor Operations: Learning More About Agricultural Tractors & Equipment* (4H964)

Food Preservation & Foods & Nutrition

Find Youth Exhibit Building class options for this project in Department 125 of your Walworth Co. Fair Book

Cake Decorating

In this self-directed project, you can learn how to choose and use cake-decorating tools, make frosting, apply decorating techniques, work from a pattern or make your own design.

Grades All

Foods & Nutrition

This project teaches members what is good to eat and how to fix foods, such as, pizza pockets, microwave stuffed potatoes, muffins, and pancakes. Learn how to store your food safely and decode food labels. Learn to change recipes and freeze leftovers. Learn to evaluate nutrition information and fad diets. Make low fat dips, breadsticks and natural food additives. Learn to dry fruit, compare homemade foods to box mixes and develop a snack product. Conduct a food activity with young children, plan menus with various budgets, compare costs of eating out, plan and cater a party, or plan an international food "festival."

Literature for:

Food & Nutrition 1 Grades 3-4: Shop 4-H: *Six Easy Bites Digital Download* (07144), *Cooking 101* (01512Y)

Food & Nutrition 2 Grades 5-6: Shop 4-H: *Tasty Tidbits Digital Download* (07146), *Cooking 201* (01513Y)

Food & Nutrition 3 Grades 7-9: Shop 4-H: *You're the Chef Digital Download* (07148), *Cooking 301* (01514Y)

Food & Nutrition 4 Grades 10 & up: Shop 4-H: *Foodworks Digital Download* (07150), *Cooking 401* (01515Y)

Food Preservation

This project focuses on canning, freezing, and dehydrating a wide variety of food.

Literature for:

Food Preservation 1: The Learning Store: *Canning Fruits Safely* (B0430); *Canning Vegetables Safely* (B1159); *Making Jams, Jellies, & Fruit Preserves* (B2909); *Freezing Fruits & Vegetables* (B3278) All Publications are available to download only.

Food Preservation 2: The Learning Store: *Homemade Pickles & Relishes* (B2267); *Tomatoes Tart & Tasty* (B2605); *Canning Meat, Wild Game, Poultry, & Fish* (B3345); *Canning Salsa Safely* (B3570) All Publications are available to download only.

Grades All

Clothing



Find Youth Exhibit Building class options for this project in Department 126 of your Walworth Co. Fair Book

Clothing (includes Looking Good)

Members will learn about different sewing tools, machine parts, and how to thread a sewing machine. You will also learn how to identify fabrics, and how to select and purchase patterns, sew different buttonholes and seam finishes; use pressing tools and thread a Serger; and research different laundry products.

Literature for:

Clothing 1 Grades 3-5: Shop 4-H: FUNdamentals (4H2210)

Clothing 2 Grades 6-8: Shop 4-H: Simply Sewing (4H2220)

Clothing 3 Grades 9 & Up: Shop 4-H: A Stitch Further (4H2230)

Horse Clothes

Designed specifically for the horse lover, this project will help you learn to make your own riding apparel and horse equipment. Learn about material selection and care. This project also includes woodworking, leather, and craft items that are horse-related.

Grades All

Knitting & Crocheting

Find Youth Exhibit Building class options for this project in Department 127 of your Walworth Co. Fair Book

Crocheting

Discover what to consider when buying yarn, crochet thread, and crochet equipment. Learn crocheting, finishing techniques, and how to care for crocheted items. Make potholders, dishcloths, slippers, hats, scarves, mittens, purses, sweaters or vests, baby ensembles, baby Afghans, doll clothes, toys, accessories for the home, articles made on a knitting loom, and more.

Grades All

Knitting

Learn what to consider when buying yarn and knitting equipment. Learn knitting and finishing techniques, as well as how to correct errors and care for your knitted items. Make potholders, dishcloths, slippers, hats, scarves, mittens, purses, sweaters or vests, baby ensembles, baby Afghans, doll clothes, toys, accessories for the home, articles made on a knitting loom, and more.

Grades All

Literature: The Learning Store: Knitting Made Easy (CC1402)

Home Environment

Find Youth Exhibit Building class options for this project in Department 128 of your Walworth Co. Fair Book

Home Environment

This project will help you learn more about home care. You'll learn to sand and finish a simple wood item; explore the world of interior decorating, and make a variety of decorations for your home (pillow tops featuring cross-stitch, needlepoint, etc.; placemats; storage containers; wall hangings; holiday items; accessories made from nature; quilts, accessories made from recycled materials; simple refinished items; kit-generated items; repurposed items; and more).

Literature for:

Home Environment 1 Grades 3-5: The Learning Store: Exploring Your Home (4H425), In My Home (4H465)

Home Environment 2 Grades 6-7: The Learning Store: Exploring Your Home (4H425), In My Home (4H465)

Home Environment 3 Grades 8-9: The Learning Store: Exploring Your Home (4H425), In My Home (4H465)

Home Environment 4 Grades 10 & up: The Learning Store: Exploring Your Home (4H425), In My Home (4H465)

Child & Family Development

Find Youth Exhibit Building class options for this project in Department 129 of your Walworth Co. Fair Book

Child Development

Members of this project will find out how babies and toddlers grow and develop. Create a recipe booklet of nutritional snacks, an original game for preschoolers; articles that depict a "role" children can play; a personalized scrapbook for a preschooler; a collection of puzzles, games and music for a specific age group; puppets; and more. Learn to take better care of yourself, match toys with ages, create a babysitter kit, and explore effective parenting and gain experience in teaching or coaching.

Child Development 1 Grades 3-4

Child Development 2 Grades 5-6

Child Development 3 Grades 7 & U



Communications

Find Youth Exhibit Building class options for this project in Department 131 of your Walworth Co. Fair Book

Communications

Engage in non-verbal, verbal, and written activities. Strengthen your personal communication skills. Encrypt codes, write songs, and give directions. Learn to become a confident communicator. Present oral reasons; plan and present speeches.

Communications 1 Grades 3-5

Communications 2 Grades 6-8

Communications 3 Grades 9 & up

Creative Writing

Explore the importance of language and creative expression. Enjoy fun ideas, tips, and special projects to stimulate your creativity and self-expression in this 4-H project.

Grades All

Literature: UW-Extension: Creative Wordworking (COMM01)

Speaking

Grades: All

Plan, practice, and present an effective speech or demonstration while gaining confidence in your public speaking skills.

Grades All

Literature: UW-Extension: 4-H Public Speakers Handbook (COMM02)

Consumer Education



Find Youth Exhibit Building class options for this project in Department 131 of your Walworth Co. Fair Book

Entrepreneurship

In this project, you will practice the skills needed to be an entrepreneur; explore businesses, products, marketing, and pricing; and create a business plan to start your own business. You will make a slideshow to describe a plan for a business you wish to initiate or have already started.

Grades: 7-12

Workforce Readiness

In this project, you will explore what it takes to get that first job; assess job possibilities in the community; create job scenarios; and look at your learning styles and personal qualities. You will make a resume and cover letter representing your current work interests.

Grades: 6-9

Consumer Savvy

This project will help you discover your shopping style; distinguish between your needs and wants; write savings and spending plans to guide you; and start a savings account if you do not already have one. Identify your personal spending values and see how peer pressure can influence your purchases. You will learn about your rights as a consumer and utilize comparison-shopping techniques.

Literature for:

Consumer Savvy 1 Grades 3-5: Shop 4-H: *The Consumer in Me* Digital Download (08030)

Consumer Savvy 2 Grades 6-9: Shop 4-H: *Consumer Wise* Digital Download (08031)

Consumer Savvy 3 Grades 10 & Up: Shop 4-H: *Consumer Roadmap* Digital Download (08032)

Self-Determined/Youth Leadership

Find Youth Exhibit Building class options for this project in Department 133 of your Walworth Co. Fair Book

Self-Determined

A self-determined project gives you the freedom to create your own project or expand on a traditional project. You will select your project, outline a plan, identify resources, carry out, and evaluate your plan. What do you want to do in this project?

Grades All

Literature: UW-Extension: *Designing Your Own 4-H Project* (4H272)

Service Learning

In this project, members will learn the value of giving back to their community; identify community needs; and conduct a service project. Members will plan and implement their own service project; share their project plan and outcome with others; and conduct a formal evaluation of their project.

Literature for:

Service Learning 1 Grades 5-8: Shop 4-H: *Agents of Change* (08182), UW-Extension: *Activity Ideas: For Community Service & Service Learning Projects* (4H503)

Service Learning 2 Grades 9 & Up: Shop 4-H: *Raise Your Voice* (08183)

Youth Leadership

Members of this project will assess their leadership skills; practice effective communication skills; set goals and resolve conflict; and plan a group event. Interview someone you consider to be a good leader; create a notebook or scrapbook detailing your leadership activities; create a photos story of your leadership experiences; make a 4-H promotional poster, and more.

Literature for:

Youth Leadership 1 Grades 3-5: Shop 4-H: *My Leadership Workbook for Grades 3-5* (07905)

Youth Leadership 2 Grades 6-8: No Literature Available at this time

Youth Leadership 3 Grades 9 & Up: No Literature Available at this time

International, Health, & Citizenship



Find Youth Exhibit Building class options for this project in Department 134 of your Walworth Co. Fair Book

Citizenship

In this, project members discover and discuss public issues and plan a project to change or improve their community. During this project, you can learn more about how you contribute to your family. You can plan or participate in a community service activity, consider your role as a good neighbor, and explore how your community has changed over the past 100 years. You can learn more about your local government, state or national issues, and the future of local state, and national topics based on current trends.

Grades All

Literature: Shop 4-H: *Citizenship Adventure Kit* Digital Download (08153DD), *Citizenship Guide's Handbook* Digital Download (08154DD)

History & Heritage

In this project, members can research their ancestors and discover their heritage. They can learn where they came from, how far back they can trace their roots, and whether or not they are related to someone famous? Members will learn about the resources where they can find all of their information. This project provides a great opportunity for youth to investigate and research their family tree, find the origin of their last name; consider the story of their birth, and more.

Grades All

Literature: UW-Extension: *Going to the Source (ACTas062)*, *Voices from the Past (COMM04)*

Intergenerational

Members will get to learn about and understand senior citizens better while letting them share their stories and experiences. Members will get the chance to visit different nursing homes to spend time with residents.

Grades All

International

In this project, members will explore the world around them through maps and research. Learn about places and people; create ethnic dishes; study musical instruments and their international origins; consider the traditional sports and dances of other countries; create heritage art from other countries; learn about currency around the world; create 3-D maps; study basic religious differences; look into the 4-H exchange program and its opportunities; create a language cheat sheet for traveling; and much more!

Grades All

Health

Members will engage in practicing first-aid skills to treat basic injuries. They will learn how to respond to someone who is choking and make a first-aid kit. Identify their personal talent areas in health care; explore hygiene, nutrition, and physical activities; and share what they learned with others. Design their own fitness plans; track their plans and review their progress; and interview individuals in the health and fitness fields.

Literature for:

Health 1 Grades 3-5: Shop 4-H: *First Aid in Action (08174)*

Health 2 Grades 6-8: Shop 4-H: *Staying Healthy (08175)*

Health 3 Grades 9 & Up: Shop 4-H: *Keeping Fit (08176)*

KEY FOR ORDERING LITERATURE

*To purchase literature to support the projects you are taking this year,
the website and purchase information is listed below.*

Shop 4-H (Formerly 4-H Mall): Order on line at www.Shop4-H.org, by phone: 301-961-2934, or email: hello@shop4-h.org
A credit card will be required to purchase.

Ohio State: You can can order from their store at: <https://extensionpubs.osu.edu/4-h>
A credit card will be required to purchase.

Purdue University: For items listed for Purdue contact: <http://www.extension.purdue.edu/store/>
A credit card will be required to purchase.

The Learning Store: Order through the toll free phone: 877-947-7827 or on line at: <http://learningstore.uwex.edu>.
A credit card will be required to purchase.

UW-Extenison: <http://fyi.wisc.edu/wi4hpublications/> (then add the name of the publication)
A credit card will be required to purchase.

Whether you are a new or returning family*, this guide will help you through enrolling in Wisconsin 4-H. Please read this page for a summary of the steps needed to enroll.

If you are a new family, start with Creating a New 4-H Online Account on page 3. After you create your login account, you will be prompted to Add a New Member to the Family right away. To add additional family members, click on the *Add Member* button on your family member list screen.

If you are a returning family, start with Logging in to an Existing 4-H Online Account on page 2. To re-enroll any existing adult or youth member, click on the *Enroll Now* link for the member on your family member list screen. Instructions for re-enrolling a youth start on page 7 and instructions for adults on page 11.

* Family can be a household or a recognized outside group (classroom, partner organization, etc.).


Table of Contents

Logging in to an Existing 4-H Online Account.....	2
Creating a New 4-H Online Account.....	3
Adding a New Member to the Family	5
Youth Member Enrollment.....	7
Adult Volunteer Enrollment	11
Volunteer Screening	15
Volunteer Training	15
Continuing an Enrollment.....	15

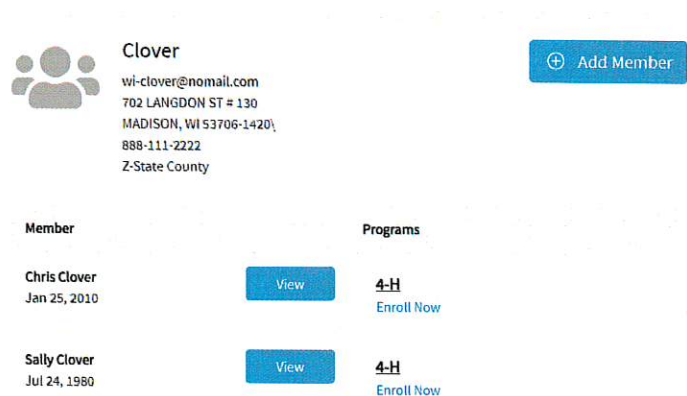
Logging in to an Existing 4-H Online Account

1. If you had an account in 4-H Online version 1.0, go to <http://wi.4honline.com>.
2. Enter your email address and password.
3. Click Sign-In

If you have forgotten your password, click "Reset Password?" to receive an email with a link to set a new password.



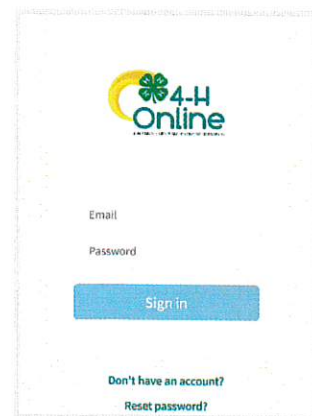
4. You will be at the Family Member List Screen.
5. To re-enroll a youth member, click on Enroll Now and skip to Youth Member Enrollment on page 7.
6. To re-enroll an Adult member, click on Enroll Now and skip to Adult Enrollment on page 11.
7. To add a new youth or adult member, click on the Add Member button and skip to Adding a New Member to the Family on page 5.



Creating a New 4-H Online Account

1. Go to <http://wi.4honline.com>.
2. Click "Don't have an account?" if you have never enrolled in 4-H before using 4-H Online.

NOTE: If you had an account in 4-H Online 1.0, start at Logging in to an Existing 4-H Online Account on page 2.



The login page features the 4-H Online logo at the top. Below it are input fields for 'Email' and 'Password'. A blue 'Sign in' button is positioned below the password field. At the bottom, there are two links: 'Don't have an account?' and 'Reset password?'.



This is the first step of the account creation process. It shows the 4-H Online logo and the heading 'Create Your Account'. There is a dropdown menu for 'Select Your State' with 'Wisconsin' selected. Below this is a table for 'Select an Institution' with one entry: 'Wisconsin 4-H Youth Development'.

3. Select Wisconsin from the drop-down menu and then select Wisconsin 4-H Youth Development.

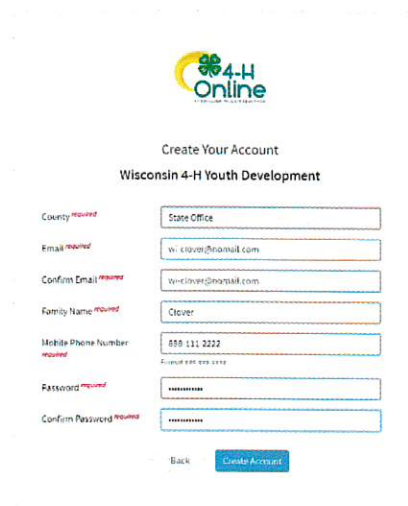
4. Choose your county from the drop-down menu.



This is the second step of the account creation process. It shows the 4-H Online logo and the heading 'Create Your Account' followed by 'Wisconsin 4-H Youth Development'. There is a dropdown menu for 'Select County' with a downward arrow. Below the dropdown are 'Back' and 'Continue' buttons.

5. Complete your family's information

6. Click the Create Account button

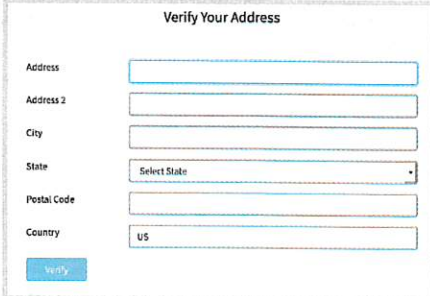


This is the third and final step of the account creation process. It shows the 4-H Online logo and the heading 'Create Your Account' followed by 'Wisconsin 4-H Youth Development'. There are several input fields for family information: 'County' (with a dropdown), 'State Office', 'Email', 'Confirm Email', 'Family Name', 'Mobile Phone Number', 'Password', and 'Confirm Password'. Each field has a 'required' label in red. At the bottom are 'Back' and 'Create Account' buttons.

7. Enter your family's address information.

8. Click the Verify button.

NOTE: The verification process may require you to select an appropriate USPS format.



The 'Verify Your Address' form contains the following fields: Address, Address 2, City, State (a dropdown menu with 'Select State' as the placeholder), Postal Code, and Country (a dropdown menu with 'US' as the placeholder). A blue 'Verify' button is located at the bottom left of the form.

If you create a new account and an existing account is found, click the Confirm button and continue to Logging in with an Existing 4-H Online Account on page 2.



The 'Existing Account' dialog box displays the message: 'An account with this email has already been found, please sign in or recover password'. It features a blue 'Confirm' button and a 'Cancel' link at the bottom right.

Adding a New Member to the Family

1. Click on 4-H.
2. Click the Next button.

3. Enter the member's information.
4. Click the Next button.

NOTE: fields marked with a red *required* are required fields and must be completed.

5. Complete the "About You", "Demographics", and "Emergency Contact" sections with the requested information.
6. Click the Next button.

7. Select your method of participation.
8. Click the Finish button.

If you have selected that you will be participating as a New or Returning 4-H Club Member, continue to step 3 of Youth Member Enrollment on the next page.

If you are participating as an Adult Volunteer, continue to the Adult Volunteer Enrollment on page 11.

If you have selected that you will be participating, but not as a Club Member or Volunteer, your record is complete. You may register for events that are available to participants.

If you would like to enroll as a Club Member or Volunteer at any time, click “Enroll Now” from the Member List and continue to Youth Member Enrollment or Adult Volunteer Enrollment

Youth Member Enrollment

If you are returning to 4-H, your member record will be listed on the family Member List. Click “Enroll Now” under the Program in which you would like to enroll.

If you are a new member and your name is not yet listed, click “Add Member” and follow the steps for “Adding a New Member to the Family” on page 5, then continue to Step 1 below.

Member	Programs
Chris Clover Jan 25, 2010	View 4-H Enroll Now
Sally Clover Jul 24, 1980	View 4-H Enroll Now

1. Select the member's Grade and click Next.

2. Select to Confirm that you would like to enroll as a Club Member

3. Click the Select Clubs button

4. If you are a club officer, select that from the Volunteer Type box.
5. Click Add next to the Club you would like to join.
6. Repeat steps 3-5 to add all of the Clubs in which you would like to participate.

7. If you have enrolled in more than one club, be sure the Primary club is marked correctly. If not, click the Change to Primary button to mark a different Club as your Primary Club

8. Click the trash can icon to remove a Club from the list.
9. Once all of your Clubs are added, click Next at the bottom of the screen.

10. Click Select Projects

11. Select the Club with which you want your project to be associated
12. Scroll until you find the Project that you will be enrolling in. Use the Project Filter to search the list
13. Click the Add button next to the project you want to add to the member's enrollment
14. Repeat steps 10-13 for each project in which you would like to participate.

NOTE: Some projects may have Consents that are required in order to participate. You will be prompted to enter the required signatures and accept the Consents after you click "Add".

15. Click the trash can icon to remove any projects.

16. Click the Next button once all the member's projects have been added.

17. Click "Show Questions."

18. Complete the enrollment questions. Some of the questions will be completed for you based on what you entered when you created your record.

NOTE: Any questions with a red *required* are required.

19. Click the Next button at the bottom of the screen when you are finished.

20. Click "Show Health Form".

21. During enrollment, you will be asked to complete the basic Health form fields and Consents.

22. Click the Next button at the bottom of the screen when you are done.

Chris Clover
2019-2020 Enrollment

Clubs Projects Questions Health Form

Remarks

Any accommodations needed to participate in this activity. If yes, please detail in the box.

☐ Yes
☐ No

Medical Release

I authorize my enrolled county's Extension or the Board of Regents of the University of Wisconsin System and their designated representatives to consent, on my behalf, to any emergency medical/hospital care or treatment to be rendered upon the advice of any licensed physician. I agree to be responsible for all necessary charges incurred by any hospitalization or treatment rendered pursuant to this authorization.

23. Click on "Show Consents".

24. Complete any Consents required.

25. Click the Next button at the bottom of the page when you are finished.

26. If applicable, review the fees for the member.

27. Click on Next.

Chris Clover
2019-2020 Enrollment

Clubs Projects Questions Health Form Consents Fees

Selected Payment Method

Non-Electronic Payment
Please send a check to your club leader for the total due.

Change Payment Method

Fees

7-State - Club Member Program Fee	\$1.00
Total:	\$1.00

Selected Payments:

CHSFRK Owed to 4-H State	\$1.00
-----------------------------	--------

Coupon

Back Next

28. Review the enrollment information.

29. Once you have verified that the clubs and projects are listed correctly, click the Submit button.

Chris's Enrollment

Selected Units

Franklin Frankfurters 2-State - Primary

Selected Projects

Adventures - Franklin Frankfurters
Aerospace - Franklin Frankfurters
Art - Franklin Frankfurters

Fees

Total:	\$0.00
---------------	---------------

Back Submit

Congratulations, your enrollment is complete!

You will receive an email to let you know your enrollment has been submitted. You will receive another email when your County Extension office has approved your enrollment. You may view the enrollment status on the Member List.

Chris Clover
Jan 25, 2020

View

4-H
ClubMember - Awaiting Review
Enrollment Submitted

Adult Volunteer Enrollment

If you are returning to 4-H, your Volunteer record will be listed on the family Member List. Click “Enroll Now” under the Program in which you would like to enroll.

If you are a new volunteer and your name is not yet listed, click “Add Member” and follow the steps for “Adding a New Member to the Family” on page 5, then continue to Step 1 below.

1. Click Select Volunteer Types to indicate how you are planning to participate in the program throughout the year.
At least one Volunteer Type is required during the enrollment process. You may add additional Volunteer Types later, if needed.

2. Select a Volunteer Type
 - a. Club Volunteer
 - i. Activity Leader
 - ii. Club Enrollment Coordinator
 - iii. Club Leader
 - iv. Club Project Leader
 - b. Program Volunteer
 - i. Activity Leader
 - ii. Adult Advisor / Chaperone
 - iii. County Committee
 - c. Project Volunteer
 - i. County Project Committee
 - ii. Key Leader
 - iii. Project Leader
 - iv. Resource Leader

3. Click Add next to your Volunteer Type Role
NOTE: If you are a Project Leader for a specific Club, you will need to select a Club Volunteer Type and a Project Volunteer Type
Some Volunteer Types require additional Consent forms. If additional Consent is required, you will be prompted to sign the Consent before the Volunteer Type will be added to your Record.

4. Repeat steps 1-4 for each Volunteer type that you would like to participate as
5. Click the small trash icon to remove any Volunteer Types
6. Click Next.

Sally Clover
2019-2020 Enrollment

Registration

1 Volunteer Type 2 Clubs 3 Projects 4 Questions 5 Health Form 6 Consents 7 Confirm

Type	Title	Fees
Club Volunteer	Club Leader (Organizational/General)	
Program Volunteer	Adult Advisor / Chaperone	
Program Volunteer	County Committee	
Project Volunteer	County Project Committee	
Project Volunteer	Project Leader	

Total: \$0.00

Select Volunteer Types

Next

7. If you have selected a Club Volunteer Type, click "Select Clubs" to choose the Clubs with which you would like to Volunteer.

NOTE: If you did not select a Club Volunteer Type, you will not see this screen.

Anna Clover
2019-2020 Enrollment

Registration

1 Volunteer Type 2 Clubs 3 Projects 4 Questions 5 Health Form 6 Consents 7 Confirm

Primary	Club	Type	County	Fees

Select Clubs

Back Next

Total: \$0.00

8. Select the County and Volunteer type that corresponds with the Club in which you would like to participate
9. Click Add next to the Club
10. Repeat steps 8-10 for each Club in which you would like to participate

Add Units

County *required*

Z-State

Volunteer Type *required*

Club Leader (Organizational/General)

Franklin Frankfurters Add

Langdon Loiterers Add

Cancel

11. If you have selected to participate as a Project leader, you will be prompted to select a Project. Click Select Projects

NOTE: If you did not select a Project Volunteer Type, you will not see this screen.

Anna Clover
2019-2020 Enrollment

Registration

1 Volunteer Type 2 Clubs 3 Projects 4 Questions 5 Health Form 6 Consents 7 Confirm

Projects

Select Projects

Back Next

Total: \$0.00

12. Select Club if you are a project leader for a specific Club, and select the Club. Then select the Project Volunteer Type that best describes your involvement
13. If you are a Project Volunteer for the entire County associated with your Family Profile, select County
14. Scroll until you find the Project that you will be working with. Use the Project Filter to search the list
15. Click Add next to the Project that you will be working with.

Some projects require additional Consents in order to participate. If an additional Consent is needed, you will be prompted to enter your signature and acceptance before the Project will be added to your record.

16. Click Show Questions
 17. Complete the Questions section
 18. When you are finished, click the Next button
- NOTE: Any questions with a red **required** are required

19. Click "Show Health Form".
20. During enrollment, you will be asked to complete the Basic Health Form fields and Consent.
21. Click the Next button at the bottom of the screen when you are done.

22. Complete the required Consents
23. Click Next at the bottom of the page.

This screenshot shows the 'Adult Assumption of Risk' step. At the top, a progress bar indicates the sequence: Volunteer Type, Clubs, Projects, Questions, Health Form, Consents (current step), and Confirm. The main text area contains a detailed disclaimer about the risks of volunteer participation, including physical injury, fatigue, bruises, concussions, broken bones, concussion paralysis, and even death. It states that the county and university have advised the user to seek the advice of a physician before participating. Below the text is a radio button for the user to indicate they have read, understood, and agree to the above. On the right side, there is a 'Fees' section showing a 'Total' of '\$0.00'.

24. Review the fees, if any
25. Click Next
26. If payment is not necessary, click the Next button

This screenshot shows the 'Selected Payment Method' step. The progress bar at the top includes: Clubs, Projects, Questions, Health Form, Fees (current step), and Confirm. The main section is titled 'Non-Electronic Payment' and asks the user to send a check to their club leader for the total fee due. There is a 'Change Payment Method' link. On the right, the 'Fees' section shows a 'Z-State - Club Member Program Fee' of '\$1.00', resulting in a 'Total' of '\$1.00'. Below this, 'Selected Payments' shows a 'CHECK Owed to Z-State' for '\$1.00'. At the bottom right, there is a 'Coupon' field and an 'Apply' button. A 'Next' button is located at the bottom center.

27. Click Submit

This screenshot shows the 'Sally's Enrollment' summary page for the 2018-2019 season. The progress bar at the top shows all steps completed: Registration, Volunteer Type, Clubs, Projects, Questions, Health Form, Consents, and Confirm (current step). The page is titled 'Sally's Enrollment' and lists 'Selected Units' as 'Franklin FrankMentors, Z-State - Primary'. It also lists 'Selected Projects' as 'Model Rocketry - Franklin FrankMentors' and 'Shooting Sports - Franklin FrankMentors'. On the right, the 'Fees' section shows a 'Total' of '\$0.00'. At the bottom, there are 'Back' and 'Submit' buttons.

28. Additional steps (Screening and Training) are required for Adult Volunteers. Click Confirm to continue to any additional steps.

The additional steps may be completed at any time and in any order

This screenshot shows a 'Confirm Submission' dialog box. It contains the text: 'Are you sure you want to continue? Once you complete this step you're application will be submitted and you will no longer be able to go back. You must still complete the following steps in order to be an Active Volunteer.' At the bottom right of the dialog are two buttons: 'Confirm' and 'Cancel'.

Volunteer Screening

Every adult volunteer is screened (criminal background check) upon initial enrollment and every four years thereafter. If you see the screening page, you need to be screened this year. Complete the screening form and associated Consent

Click Continue to Submit your screening approval.

Within a week you will receive an email from HireRight with a link to complete the screening process.

The screenshot shows the 'Screening' tab for Anna Clover, 2019-2020 Enrollment. It includes sections for Automobile (Do You Have a Valid Drivers License, Liability Insurance, Drivers License Suspended Or Revoked), Conviction (Convicted), and Explanations of Exemptions.

Volunteer Training

If you have not completed your Volunteer training, you will see a Training tab.


Click the title of the training to select a lesson.

Click on the lesson title to open the lesson and begin the training

Continuing an Enrollment

To continue an enrollment that has been started or to complete additional Volunteer enrollment steps, click on the Member List link in the upper left corner.

Then click the link to Continue the Enrollment or to continue a step in the Volunteer Enrollment process.



The page shows a list of members for 'Clover'. Chris Clover (Jan 25, 2010) is listed as a 4-H ClubMember - Awaiting Review. Sally Clover (Jul 24, 1980) is listed as a 4-H Volunteer - Awaiting Review. Both have 'View' buttons next to them. A 'Welcome to the new version of 4-H Online!' message is on the right.

The University of Wisconsin–Madison does not discriminate in its employment practices and programs and activities on a variety of bases including but not limited to: age, color, disability, national origin, race, or sex. For information on all covered bases, the names of the Title IX and Americans with Disabilities Act Coordinators, and the processes for how to file a complaint alleging discrimination, please contact the [Office of Compliance](#), 361 Bascom Hall, 500 Lincoln Drive, Madison WI 53706, Voice 608-265-6018, (relay calls accepted); Email: uwcomplianceoffice@wisc.edu. © 2019 Board of Regents of the University of Wisconsin System.